

# EXAMPLE WORKSHEET

NAME..... **Julie** ..... Birthdate..... **27-10-1942** .....

**ADD for GOALS**

- LG1 = Month + Day
- LG2 = Day + Year
- LG3 = LG1 + LG2
- LG4 = Month + Year

**LIFE GOAL RULERS (LGRs)**



**To Calculate 1st Life Cycle**

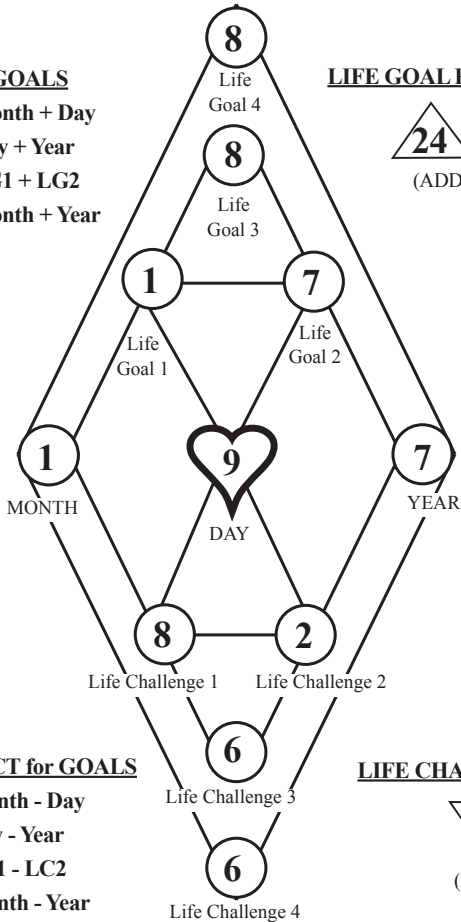
**SUBTRACT LPN from 36**

Eg: LPN = 8; 36-8=28

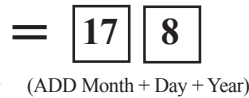
1st Life Cycle = 0-28 yrs

**For remaining Life Cycles:**

**ADD 9 to each thereafter**



**LIFE PATH Nos (LPNs)**



**Cycles in Ages**

0 - 28
29 - 37
38 - 46
47 - 55
56 - 64
65 - 73
74 - 82
83 - 91

**SUBTRACT for GOALS**

- LC1 = Month - Day
- LC2 = Day - Year
- LC3 = LC1 - LC2
- LC4 = Month - Year

**LIFE CHALLENGES RULERS (LCRs)**




**Cycles in Years**

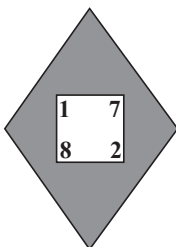
'42 - '70
'71 - '79
'80 - '88
'89 - '97
'98 - '06
'07 - '15
'16 - '24
'25 - '33

**LIFE DIAMOND RULERS (LDRs):**

(ADD Highest → Lowest LCRs, LPNs, LGRs)

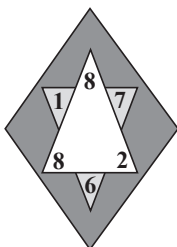


**INNER SQUARE**



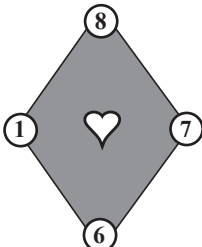
RULER/s = 18/9  
(ADD 4 single digits)

**STAR of DAVID**



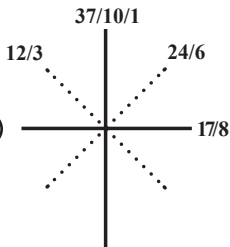
RULER/s = 32/5  
(ADD 6 single digits)

**COSMIC DIAMOND**



RULER/s = 22/4  
(ADD 4 single digits)

**NO. LINE RULERS**



RULER/s = 90/63/18/9  
(ADD 4 No. Line Rulers)

**Cycles Rulers**

1st - 19/10/1
2nd - 25/7
3rd - 32/5
4th - 22/4

(ADD each cycles' nos)

**SPECIAL FEATURES**